






### Caratteristiche - Specifications

|   |   |
|---|---|
| Materiale - Material                                    | <b>Alluminio - Aluminum</b>   |
| Peso al metro - Weight per meter                        | <b>431 g</b>  |
| Lunghezza - Length                                      | <b>Su misura - Custom made</b>  |
| Grado protezione - IP rating                            | <b>IP20</b>   |
| Finitura standard verniciata - Standard painted finish  |  |
| Finiture RAL (su richiesta) - RAL finishes (on request) |  |
| Finiture metalliche - Metallic finishes                 |  |
| Marche - Marking  |  |

### Caratteristiche Elettriche - Electrical specifications

|  |   |
|--|---|
| Gruppo di alimentazione - Power supply unit  | <b>Remoto/ Remote</b>   |
| Tensione di alimentazione - Supply voltage   | <b>24 Vdc</b>   |
| Potenza totale - Total power                 | <b>29 W/m</b>   |
| Classe di isolamento - Insulation class      |  |
| Dimmerazioni disponibili - Dimming available | <b>Casambi - Dali - Push - 1-10 V</b>   |

### Sorgente luminosa - Light source

|   |                                       |               |               |
|---|---------------------------------------|---------------|---------------|
| Tipo di sorgente - Type of source                       | <b>LED</b>                            |               |               |
| Temperatura colore - Color temperature                  | <b>2700 K</b>                         | <b>3000 K</b> | <b>4000 K</b> |
| Flusso nominale LED - Nominal LED flux                  | 2832 lm/m                             | 2909 lm/m     | 3151 lm/m     |
| Classe efficienza energetica LED - Efficiency class LED | <b>F</b>                              |               |               |
| Durata - Duration life                                  | <b>L80/ B10 (25 °C) &gt; 50.000 h</b> |               |               |

### Apparecchio - Device

|  |                           |                           |                           |
|--|---------------------------|---------------------------|---------------------------|
| Temperatura colore - Color temperature                 | <b>2700 K<sup>1</sup></b> | <b>3000 K<sup>2</sup></b> | <b>4000 K<sup>3</sup></b> |
| Flusso lampada - Light flux                            | 2301 lm/m                 | 2397 lm/m                 | 2456 lm/m                 |
| Efficienza lampada LED - LED lamp efficiency           | 79 lm/W                   | 82 lm/W                   | 84 lm/W                   |
| Indice rosso saturo - Saturated red colour index (R9)  | >92                       | >96                       | >98                       |
| Indice di resa cromatica - Colour rendering index (Ra) | <b>97</b>                 |                           |                           |
| SDCM   | <b>3</b>                  |                           |                           |
| Rischio fotobiologico - Photobiological risk           | <b>RG 0</b>               |                           |                           |

### Caratteristiche sistema ottico - Optical system characteristics

|                                       |                                      |
|---------------------------------------|--------------------------------------|
| Materiale dell'ottica - Material lens | <b>Policarbonato - Polycarbonate</b> |
|---------------------------------------|--------------------------------------|

### Codice prodotto - Product Code

<sup>1</sup> 30&60\_56L\_WW2\_9\_SUN

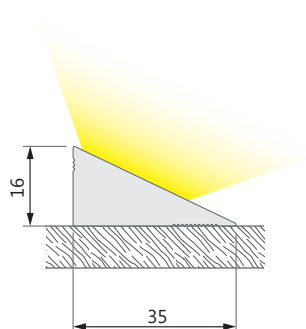
<sup>2</sup> 30&60\_56L\_WW9\_SUN

<sup>3</sup> 30&60\_56L\_NW9\_SUN

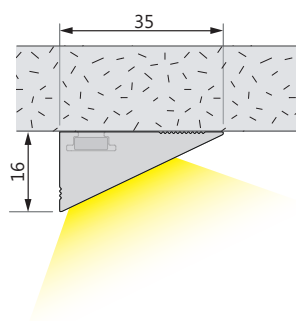
. z = B (black), W (white), ? (special/on request)

# 30&60 29W SUNLIKE

## SISTEMA DI FISSAGGIO - FASTENING SYSTEM

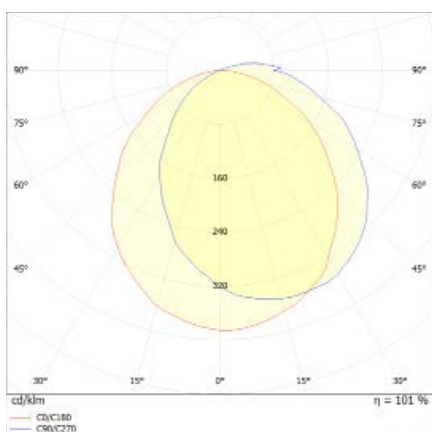


**In appoggio**  
**In support**



**Fissaggio magnetico**  
**Magnetic fastening**

## DATI FOTOMETRICI - PHOTOMETRIC DATA



**Ottica 120°**

# FINITURE VERNICIATE - PAINTED FINISHES

## FINITURE SPECIALI - SPECIAL FINISHES



"BRONZE"



"BRUSHED BRONZE"



"CHAMPAGNE"



"BRUSHED CHAMPAGNE"



"GOLD"




"BRUSHED GOLD"

## FINITURE SPECIALI RAL (su richiesta) - SPECIAL FINISHES RAL (on request)



RAL9001



RAL1013



RAL1016



RAL1018



RAL1017



RAL1028



RAL2000



RAL3022



RAL2002



RAL3020



RAL3003



RAL3015




RAL3014



RAL3017



RAL4009



RAL4004



RAL5024



RAL5012



RAL5014



RAL5019



RAL5000



RAL6021



RAL6018



RAL6029




RAL5021



RAL7000




RAL7015



RAL7035



RAL7036



RAL ON REQUEST